

BSR & Co. LLP

Chartered Accountants

KRM Tower, 1st & 2nd Floors,
No.1, Harrington Road, Chetpet,
Chennai – 600 031, India

Telephone: +91 44 4608 3100
Fax: +91 44 4608 3199

Independent Auditor's Report

To the Board of Directors of Latent View Analytics Limited (formerly known as Latent View Analytics Private Limited)

Report on the audit of the Standalone Annual Financial Results

Opinion

We have audited the accompanying standalone annual financial results of Latent View Analytics Limited (formerly known as Latent View Analytics Private Limited) (hereinafter referred to as the "Company") for the year ended 31 March 2022, attached herewith, being submitted by the Company pursuant to the requirement of Regulation 33 of the Securities and Exchange Board of India (Listing Obligations and Disclosure Requirements) Regulations, 2015, as amended ("Listing Regulations").

Attention is drawn to the fact that the figures for the quarter ended 31 March 2021, as reported in these standalone annual financial results have been approved by the Company's Board of Directors, but have not been subjected to audit since the Company got listed during the current year ended 31 March 2022.

In our opinion and to the best of our information and according to the explanations given to us, the aforesaid standalone annual financial results:

- a. are presented in accordance with the requirements of Regulation 33 of the Listing Regulations in this regard; and
- b. give a true and fair view in conformity with the recognition and measurement principles laid down in the applicable Indian Accounting Standards, and other accounting principles generally accepted in India, of the net profit and other comprehensive income and other financial information for the year ended 31 March 2022.

Basis for Opinion

We conducted our audit in accordance with the Standards on Auditing ("SAs") specified under section 143(10) of the Companies Act, 2013 ("the Act"). Our responsibilities under those SAs are further described in the Auditor's Responsibilities for the Audit of the Standalone Annual Financial Results section of our report. We are independent of the Company, in accordance with the Code of Ethics issued by the Institute of Chartered Accountants of India together with the ethical requirements that are relevant to our audit of the financial statements under the provisions of the Act, and the Rules thereunder, and we have fulfilled our other ethical responsibilities in accordance with these requirements and the Code of Ethics. We believe that the audit evidence obtained by us, is sufficient and appropriate to provide a basis for our opinion on the standalone annual financial results.

Management's and Board of Directors' Responsibilities for the Standalone Annual Financial Results

These standalone annual financial results have been prepared on the basis of the standalone annual financial statements.

The Company's Management and the Board of Directors are responsible for the preparation and presentation of these standalone annual financial results that give a true and fair view of the net profit/loss and other comprehensive income and other financial information in accordance with the recognition and measurement principles laid down in Indian Accounting Standards prescribed under Section 133 of the Act and other accounting principles generally accepted in India and in compliance with Regulation 33 of the Listing Regulations. This responsibility also includes maintenance of adequate accounting records in accordance with the provisions of the Act for safeguarding of the assets of the Company and for preventing and detecting frauds and other irregularities; selection and application of appropriate

Independent Auditor's Report (Continued)

Latent View Analytics Limited (formerly known as Latent View Analytics
Private Limited)

accounting policies; making judgments and estimates that are reasonable and prudent; and the design, implementation and maintenance of adequate internal financial controls, that were operating effectively for ensuring accuracy and completeness of the accounting records, relevant to the preparation and presentation of the standalone annual financial results that give a true and fair view and are free from material misstatement, whether due to fraud or error.

In preparing the standalone annual financial results, the Management and the Board of Directors are responsible for assessing the Company's ability to continue as a going concern, disclosing, as applicable, matters related to going concern and using the going concern basis of accounting unless the Board of Directors either intends to liquidate the Company or to cease operations, or has no realistic alternative but to do so.

The Board of Directors are responsible for overseeing the Company's financial reporting process.

Auditor's Responsibilities for the Audit of the Standalone Annual Financial Results

Our objectives are to obtain reasonable assurance about whether the standalone annual financial results as a whole are free from material misstatement, whether due to fraud or error, and to issue an auditor's report that includes our opinion. Reasonable assurance is a high level of assurance, but is not a guarantee that an audit conducted in accordance with SAs will always detect a material misstatement when it exists. Misstatements can arise from fraud or error and are considered material if, individually or in the aggregate, they could reasonably be expected to influence the economic decisions of users taken on the basis of these standalone annual financial results.

As part of an audit in accordance with SAs, we exercise professional judgment and maintain professional skepticism throughout the audit. We also:

- Identify and assess the risks of material misstatement of the standalone annual financial results, whether due to fraud or error, design and perform audit procedures responsive to those risks, and obtain audit evidence that is sufficient and appropriate to provide a basis for our opinion. The risk of not detecting a material misstatement resulting from fraud is higher than for one resulting from error, as fraud may involve collusion, forgery, intentional omissions, misrepresentations, or the override of internal control.
- Obtain an understanding of internal control relevant to the audit in order to design audit procedures that are appropriate in the circumstances. Under Section 143(3) (i) of the Act, we are also responsible for expressing our opinion through a separate report on the complete set of financial statements on whether the company has adequate internal financial controls with reference to financial statements in place and the operating effectiveness of such controls.
- Evaluate the appropriateness of accounting policies used and the reasonableness of accounting estimates and related disclosures in the standalone annual financial results made by the Management and Board of Directors.
- Conclude on the appropriateness of the Management and Board of Directors use of the going concern basis of accounting and, based on the audit evidence obtained, whether a material uncertainty exists related to events or conditions that may cast significant doubt on the appropriateness of this assumption. If we conclude that a material uncertainty exists, we are required to draw attention in our auditor's report to the related disclosures in the standalone annual financial results or, if such disclosures are inadequate, to modify our opinion. Our conclusions are based on the audit evidence obtained up to the date of our auditor's report. However, future events or conditions may cause the Company to cease to continue as a going concern.
- Evaluate the overall presentation, structure and content of the standalone annual financial results, including the disclosures, and whether the standalone annual financial results represent the underlying transactions and events in a manner that achieves fair presentation.

✍

Independent Auditor's Report (Continued)

Latent View Analytics Limited (formerly known as Latent View Analytics
Private Limited)

We communicate with those charged with governance regarding, among other matters, the planned scope and timing of the audit and significant audit findings, including any significant deficiencies in internal control that we identify during our audit.

We also provide those charged with governance with a statement that we have complied with relevant ethical requirements regarding independence, and to communicate with them all relationships and other matters that may reasonably be thought to bear on our independence, and where applicable, related safeguards.

Other Matter(s)

- a. The standalone annual financial results include the results for the quarter ended 31 March 2022 being the balancing figure between the audited figures in respect of the full financial year and the published unaudited year to date figures up to the third quarter of the current financial year which were subject to limited review by us.

For B S R & Co. LLP

Chartered Accountants

Firm's Registration No.:101248W/W-100022



Satish Vaidyanathan


Partner


Chennai


24 May 2022



Membership No.: 217042

UDIN: 22217042AJMVBV2013


Latent View Analytics Limited						
 (Formerly known as Latent View Analytics Private Limited) CIN No : L72300TN2006PLC058481 Registered Office: 5th Floor, Neville Tower, Unit 6, 7 and 8, Ramanujan IT City, Rajiv Gandhi Salai, Taramani, Chennai - 600 113 Website : www.latentview.com Email: investorcare@latentview.com						
Statement of Standalone Financial Results for the quarter and year ended 31 March 2022						
(Rs in Millions)						
	Particulars	Quarter ended			Year ended	
		31-Mar-22 Audited (Refer note 3)	31-Dec-21 (Unaudited)	31-Mar-21 (Unaudited) (Refer note 7)	31-Mar-22 (Audited)	31-Mar-21 (Audited)
	Income from operations					
I	Revenue from operations	667.07	586.72	432.51	2,067.59	1,433.63
II	Other income	79.19	52.50	44.33	212.40	208.14
III	Total income (I + II)	746.26	639.22	476.84	2,279.99	1,641.77
IV	Expenses					
	a) Employee benefits expense	298.06	286.70	166.06	1,026.45	606.92
	b) Finance costs	11.72	5.58	6.36	28.97	25.44
	c) Depreciation and amortisation expense	19.45	19.11	15.22	70.38	59.53
	d) Other expenses	42.36	54.42	36.66	188.97	105.69
	Total expenses (IV)	371.59	365.81	224.30	1,314.77	797.58
V	Profit before tax (III - IV)	374.67	273.41	252.54	965.22	844.19
VI	Tax expenses					
	Current Tax	78.19	56.32	50.14	201.10	168.65
	Deferred Tax	6.03	0.98	(0.77)	5.25	(3.61)
VII	Profit for the period (V-VI)	290.45	216.11	203.17	758.87	679.15
VIII	Other comprehensive income					
	Items that will not be reclassified subsequently to profit or loss					
	Re-measurement losses / gain on defined benefit plans, net of taxes	7.43	(4.81)	2.98	(1.58)	0.31
	Income tax relating to items that will not be reclassified subsequently to profit or loss	(2.17)	1.40	(0.87)	0.46	(0.09)
	Other comprehensive income for the period	5.26	(3.41)	2.11	(1.12)	0.22
IX	Total comprehensive income for the period (VII+VIII)	295.71	212.70	205.28	757.75	679.37
	Paid-up equity share capital (Face value Re. 1/- each)	200.42	197.81	8.14	200.42	8.14
	Other equity for the year				8,355.66	3,248.16
	Basic earnings per share	1.46	1.17	1.19	4.15	3.98
	Diluted earnings per share	1.41	1.11	1.13	4.01	3.79
		(not annualised)	(not annualised)	(not annualised)	(annualised)	(annualised)
	See accompanying notes to financial results					



Latent View Analytics Limited			
		<i>(Formerly known as Latent View Analytics Private Limited)</i> CIN No : L72300TN2006PLC058481 Registered Office: 5th Floor, Neville Tower, Unit 6,7 and 8, Ramanujan IT City, Rajiv Gandhi Salai, Taramani, Chennai - 600 113 Website : www.latentview.com Email: investorcare@latentview.com	
		Standalone Statement of assets and liabilities as at 31 March 2022	
		<i>(Rs in Millions)</i>	
S. No.	Particulars	As at 31 March 2022	As at 31 March 2021
		Audited	Audited
A	ASSETS		
1	Non-current assets		
	(a) Property, plant and equipment	67.03	41.43
	(b) Right-of-use assets	200.19	239.57
	(c) Intangible assets	0.14	0.23
	(d) Financial assets		
	Investments	1,262.26	918.20
	Other financial assets	126.56	25.58
	(e) Deferred tax assets (net)	252.45	286.31
	(f) Other tax assets (net)	3.06	3.06
	Total non-current assets	1,911.69	1,514.38
2	Current assets		
	(a) Financial assets		
	Investments	679.97	479.21
	Trade receivables	410.83	387.02
	Cash and cash equivalents	372.36	106.26
	Bank balance other than cash and cash equivalents	4,553.22	863.88
	Other financial assets	982.74	261.55
	(b) Other current assets	55.96	9.54
	Total current assets	7,055.08	2,107.46
	Total assets (1+2)	8,966.77	3,621.84
B	EQUITY AND LIABILITIES		
1	Equity		
	(a) Equity share capital	200.42	8.14
	(b) Other equity	8,355.66	3,248.16
	Total equity	8,556.08	3,256.30
	Liabilities		
2	Non-current liabilities		
	(a) Financial liabilities		
	Lease liability	189.59	224.27
	(b) Provisions	12.93	9.44
	Total non-current liabilities	202.52	233.71
3	Current liabilities		
	(a) Financial liabilities		
	Lease liability	57.05	52.61
	Trade payables		
	total outstanding dues of micro, small and medium enterprises	5.51	0.89
	total outstanding dues of creditors other than micro, small and medium enterprises	16.73	10.44
	Other financial liabilities	10.83	0.03
	(b) Other current liabilities	102.47	24.70
	(c) Current tax liabilities (net)	15.58	43.16
	Total current liabilities	208.17	131.83
	Total equity and liabilities (1+2+3)	8,966.77	3,621.84



Latent View Analytics Limited		
(Formerly known as Latent View Analytics Private Limited)		
CIN No : L72300TN2006PLC058481		
Registered Office: 5th Floor, Neville Tower, Unit 6,7 and 8, Ramanujan IT City, Rajiv Gandhi Salai, Taramani, Chennai - 600 113		
Website : www.latentview.com		Email - investorcare@latentview.com
Standalone Statement of Cashflows for the year ended 31 March 2022		
(Rs in Millions)		
Particulars	For the year ended March 31, 2022 Audited	For the year ended March 31, 2021 Audited
Cash flow from operating activities		
Profit before income tax	965.22	844.19
Adjustments for:		
Depreciation and amortisation	70.38	59.53
Amortisation of premium paid on bonds	6.32	-
Share based compensation expense	17.41	1.34
Financial assets measured at FVTPL - net change in fair value	(19.65)	(13.49)
Interest income on deposits with banks and financial institutions	(175.89)	(123.58)
Gain on sale of investments	(0.34)	(21.91)
Finance costs	22.65	25.44
Interest income on security deposits	(1.54)	(1.45)
Unrealised loss / (gain) on foreign exchange differences	12.08	1.54
Expenses incurred towards Initial Public Offering	16.63	-
Operating profit before working capital changes	913.27	771.61
Working capital adjustments:		
Increase in trade receivables	(22.85)	(179.07)
Increase in other assets	(39.10)	(1.67)
(Increase)/ Decrease in other financial assets	(43.01)	0.53
Increase in provisions	3.49	0.34
Increase/ (decrease) in trade payables and other liabilities	53.18	(2.58)
(Increase)/ decrease in derivatives	-	(6.68)
	864.98	582.48
Cash generated from operating activities		
Less: Income tax paid (net)	(199.61)	(104.09)
Net cash generated from operating activities (a)	665.37	478.39
Cash flow from investing activities		
Purchase of property, plant and equipment	(57.36)	(15.60)
Proceeds from sale of investments	895.34	768.78
Loans to subsidiaries	(512.10)	-
Investment in bank deposits and financial institutions (net)	(3,928.39)	-
Interest income on deposits with banks and financial institutions	159.60	79.87
Purchase of investments	(1,451.64)	(1,379.78)
Proceeds on maturity of bank deposits	-	95.35
Net cash used in investing activities (b)	(4,894.55)	(451.38)
Cash flow from financing activities		
Finance costs paid	(0.28)	(0.61)
Payment of lease liability- Principal portion	(30.24)	(27.78)
Payment of lease liability- Interest portion	(22.37)	(24.83)
Share application money pending allotment	-	1.22
Proceeds from issue of shares through Initial Public Offering	4,740.00	-
Share Issue Expenses	(227.03)	-
Proceeds from exercise of share options	35.20	2.72
Net cash generated / (used in) financing activities (c)	4,495.28	(49.28)
Net increase/(decrease) in cash and cash equivalents (a) + (b) + (c)	266.10	(22.27)
Cash and cash equivalents at the beginning of the year	106.26	128.53
Cash and cash equivalents at the end of the year	372.36	106.26
Components of cash and cash equivalents		
Cash on hand	-	-
Bank balances	372.36	106.26
Cash and cash equivalents as per Statement of assets and liabilities	372.36	106.26



Latent View Analytics Limited
CIN No : L72300TN2006PLC058481
Registered Office: 5th Floor, Neville Tower, Unit 6,7 and 8, Ramanujan IT City,
Rajiv Gandhi Salai, Taramani, Chennai - 600 113

Notes:

- The above standalone financial results for the quarter and year ended 31 March 2022 in respect of Latent View Analytics Limited ('the Company') have been reviewed by the Audit Committee and approved by the Board of Directors of the Company at their respective meetings held on 24 May 2022. The statutory auditors have audited the above results for the year ended 31 March 2022 and have issued an unmodified opinion.
- These standalone financial results have been prepared in accordance with Indian Accounting Standards ('Ind AS') prescribed under Section 133 of the Companies Act, 2013 and other accounting principles generally accepted in India and in terms of Regulation 33 of the SEBI (Listing Obligations and Disclosure Requirements) Regulations, 2015.
- The figures for the quarter ended 31 March 2022 are the balancing figures between audited figures in respect of the full financial years and published unaudited year to date figures upto the end of the third quarter of the relevant financial year, which were subjected to limited review.
- The Board of Directors and shareholders of the Company at their meeting held on August 3, 2021, had approved capitalization of the free reserves of the Company for issuance of 20 bonus shares for every one fully paid equity shares, having face value of Re.1 per share. Consequently, the basic and diluted earnings per share have been computed for all periods presented in the Audited Standalone Financial Results on the basis of the new number of equity shares in accordance with Ind AS 33, Earning per share.
- During the quarter ended 31 December 2021, the Company has completed its initial public offer (IPO) of 30,489,362 equity shares of face value of ₹ 1 each at an issue price of ₹ 197 per share, comprising fresh issue of 24,093,423 shares and offer for sale of 6,395,939 shares by selling shareholders. The Company has received an amount of ₹ 4,466.78 million (net of Company's share of IPO Expenses ₹ 273 million, retained in the Monitoring Agency Account to the extent unpaid) from the proceeds of the fresh issue. Out of the Company's share of IPO Expenses ₹ 256.59 million has been adjusted to securities premium.

Details of utilisation of IPO proceeds

Objects of the Issue	Rs. In million		
	Amount as proposed in offer document	Utilised up to 31 March 2022	Un-utilised as on 31 March 2022
a) Funding inorganic growth initiatives	1,479.00	-	1,479.00
b) Funding working capital requirements of LatentView Analytics Corporation, our Material Subsidiary	824.00	-	824.00
c) Investment in our Subsidiaries to augment their capital base for future growth by way of equity, debt or any other instrument or combination thereof as determined by the board	1,300.00	512.10	787.90
d) General corporate purposes	863.78	-	863.78
Total	4,466.78	512.10	3,954.68


Net IPO proceeds which were un-utilised as at 31 March 2022 were temporarily invested in fixed deposits with banks and held in monitoring agency bank account (held in cash and cash equivalents)

- As disclosed in the prospectus dated 17 November 2021, during the period 1 April 2021 to 17 November 2021, the Company has granted 2,834,000 Employee Stock Options (ESOP) to eligible employees.
- The accompanying Unaudited Standalone Financial Results for the quarter ended 31 March 2021 are drawn up for the first-time in accordance with the regulation 33 of the SEBI (Listing Obligations and Disclosure Requirements) Regulations, 2015, as amended. Accordingly, the figures for the quarter ended 31 March 2021 as reported in these financial results were neither reviewed nor subject to audit, however, the management has exercised necessary due diligence to ensure that the financial results for these periods provide a true and fair view of the Company's affairs.
- The Group is principally engaged in a single business segment viz., develop and deploy analytics solutions to its customers.

Date: 24 May 2022
Place: Chennai



For and on behalf of the board of directors
For Latent View Analytics Limited


AV Venkatraman
DIN : 01240055
Chairperson & Whole time Director

