

July 26, 2024

BSE Limited
Phiroze Jeejeebhoy Towers,
Dalal Street, Mumbai-400 001.
Scrip Code: 543398

National Stock Exchange of India Limited
Exchange Plaza, C-1, Block G,
Bandra Kurla Complex Bandra East,
Mumbai 400 051
Scrip Symbol: LATENTVIEW

Dear Sir/Madam,

Sub: Earnings Presentation on the Unaudited Financial Results for the quarter ended June 30, 2024.

Pursuant to Regulation 30 of SEBI (Listing Obligations and Disclosure Requirements) Regulations, 2015, we have enclosed herewith the Earnings Presentation on the Unaudited Financial Results of the Company for the quarter ended June 30, 2024, that will be circulated to the Investors/ Analysts for the Earnings Call scheduled on July 26, 2024, at 06.00 p.m. IST.

This announcement is also available on website of the company i.e., <https://www.latentview.com/>.

This is for your information and records.

Thanking you,

For Latent View Analytics Limited

P. Srinivasan

Company Secretary and Compliance Officer

LatentView Analytics Limited
(Formerly known as LatentView Analytics Private Limited)
Unit 6,7,8, 5th Floor, Neville Tower, Ramanujan IT City SEZ
Rajiv Gandhi Salai (OMR), Taramani, Chennai, Tamil Nadu 600113.



LatentView Analytics Limited

Q1 FY 25

Investor Presentation



LatentView

Actionable Insights • Accurate Decisions

Safe Harbor

This presentation and the accompanying slides (the “Presentation”), which have been prepared by Latent View Analytics Ltd. (the “Company”), have been prepared solely for information purposes and do not constitute any offer, recommendation or invitation to purchase or subscribe for any securities, and shall not form the basis or be relied on in connection with any contract or binding commitment whatsoever. No offering of securities of the Company will be made except by means of a statutory offering document containing detailed information about the Company. This Presentation has been prepared by the Company based on information and data which the Company considers reliable, but the Company makes no representation or warranty, express or implied, whatsoever, and no reliance shall be placed on, the truth, accuracy, completeness, fairness and reasonableness of the contents of this Presentation. This Presentation may not be all inclusive and may not contain all the information that you may consider material. Any liability in respect of the contents of, or any omission from, this Presentation is expressly excluded. Certain matters discussed in this Presentation may contain statements regarding the Company’s market opportunity and business prospects that are individually and collectively forward-looking statements. Such forward-looking statements are not guarantees of future performance and are subject to known and unknown risks, uncertainties and assumptions that are difficult to predict. These risks and uncertainties include, but are not limited to, the performance of the Indian economy and of the economies of various international markets, the performance of the industry in India and world-wide, competition, the company’s ability to successfully implement its strategy, the Company’s future levels of growth and expansion, technological implementation, changes and advancements, changes in revenue, income or cash flows, the Company’s market preferences and its exposure to market risks, as well as other risks. The Company’s actual results, levels of activity, performance or achievements could differ materially and adversely from results expressed in or implied by this Presentation. The Company assumes no obligation to update any forward-looking information contained in this Presentation. Any forward-looking statements and projections made by third parties included in this Presentation are not adopted by the Company and the Company is not responsible for such third-party statements and projections.



Agenda Items

-  1 Company Overview
-  2 Financial Performance
-  3 Our Growth Strategy
-  4 Investment Rationale
-  5 Responsible Business



Company Overview



latentview

Actionable Insights • Accurate Decisions

Inspiring and transforming businesses to excel in the digital world



1st Analytics company
listed on BSE/NSE



Clients Supported
30+ Fortune 500



Presence
3 regions
(US, Europe and APAC)



Revenue (Q1 FY25)
INR 1,789
(4.2% growth from Q4 FY 24)



EBITDA
(Q1 FY 25)
21.4%



Passionate Workforce
1250+



Net Promoter Score
38 vs 35



Awards & Recognition



2023-2024



Netherlands
Conference 2017

NASSCOM AI Award Winner 2018



Analytics Solutions Provider
of the Year 2017



Market Guide for Data &
Analytics Service Providers 2019

Deloitte Deloitte technology fast 50



Key Partnerships



service delivery



SOLUTION PARTNER



Driving data driven business decisions from last 18 years



- Gopi K Appointed as CEO
 - New Global Delivery Centre in Chennai
 - Established presence in Europe
- 2013-14



- Rajan S. Appointed as CEO
 - Verticalized the Organization
 - Positioned as "Strong Performers" in The Forrester Wave: Customer Analytics Service Provider
- 2019



- Launched ConnectedView Supply chain Value Proposition
 - Set up the Advisory council
 - Crossed 1000 employee mark
- 2022



- Acquired Decision Point
- 2024



- Established Presence in the US
 - 1st Appearance on Deloitte Fast 50
- 2007-200



- Analytics solution provider of the year – Frost & Sullivan
 - Inaugurated global delivery center in Bangalore
- 2017

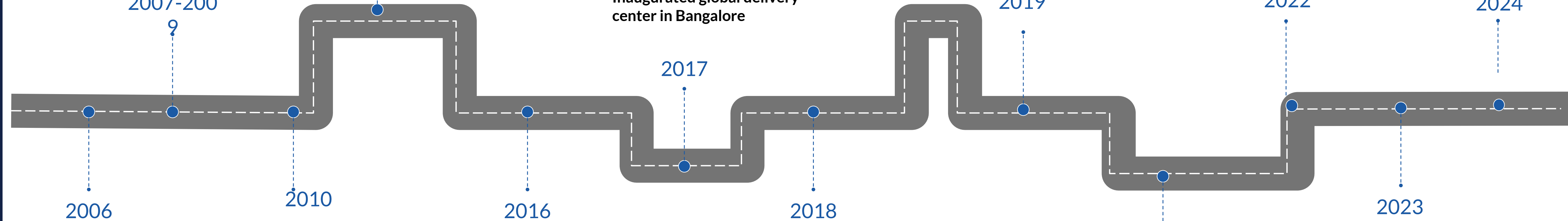
- Awarded as AI Game Changer by NASSCOM



- Launched growth Accelerators
 - First Analytics Firm to go Public
- 2021



- Value proposition driven business solutioning
- Launched GenAI solutions



- Founded by Adujadi Viswanathan Venkatraman & Pramadwathi Jandhyala CEO



- Commenced business with our first U.S. Client - Microsoft



- Featured in 2016 Technology Fast 500 Asia Pacific by Deloitte



Globalized thoughts, Global footprints

Vision Statement

- Inspire and transform businesses to excel in the digital world by harnessing the power of data and analytics

Mission Statement

- Help clients win by creating holistic and sustainable impact powered by data
- Become a talent magnet by empowering employees through a culture of fun, collaboration and learning
- Drive excellence through thought leadership by ingraining innovation and insight into our DNA

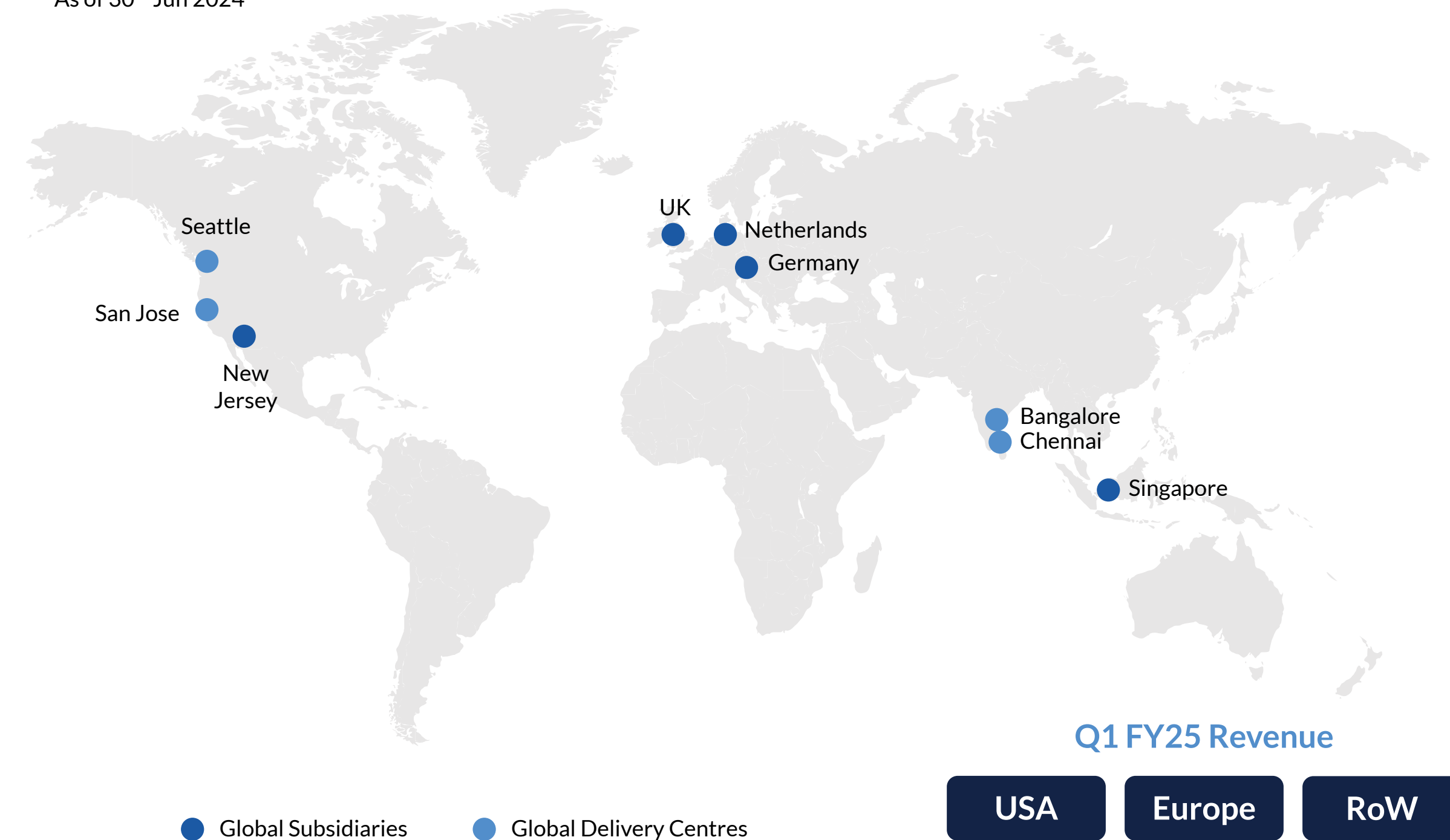
Cultural Values

We Live by a Simple Rule. At LatentView, People Come First

- Happiness
- Trust
- Autonomy
- Diversity & Inclusion
- Equity, Equality and Collaboration

Delivered Analytics Solutions across 3 Continents

As of 30th Jun 2024



Q1 FY25 Revenue

USA	Europe	RoW
93.7%	1.3%	5.0%



latentview

Actionable Insights • Accurate Decisions

Expertise across the various industries

Offerings by Industry

Technology



Industrial



Consumer & Retail



Financial Services



Revenue Mix (Q1FY25)

70.9%

11.5%

7.2%

10.4%

Overview

- Customer analytics is being used to uncover insights from app/software data
- Marketing analytics to increase ROI from campaigns and plan budget

- Forecasting demand & supply chain solutions
- Predictive maintenance of machines & equipment

- Social Media Listening
- Product innovation and development
- Product assortment, channel strategy & marketing spend

- Fraud & risk analytics
- Customer analytics supporting new products



latentview

Actionable Insights • Accurate Decisions

Expertise across the various business functions

Offerings by **Function**



Customer Analytics

- > Facilitates targeted business offering, potential for upselling & cross-selling




Marketing Analytics

- > Identifying channel strategy & optimizing marketing spend



Supply Chain Analytics

- > Collection & evaluation of data generated across the supply chain



Financial & Risk Analytics

- > Platform to detect fraud, manage risk and enhance portfolio performance



HR Analytics

- > Enables companies to make data-driven decisions on critical people matters



latentview

Actionable Insights • Accurate Decisions

Acquired Decision Point

Decision Point Acquisition



About the Company

- > CPG focused analytics company which is a global leader in Revenue Growth Management (RGM) and AI Business Transformation




Type of projects

- > RGM projects that 6-12 months long, in the nature of both - fixed bid and managed services



Type of business

- > Seasonal business with >60% share coming in the 2nd half of the calendar year, historically



Transaction structure

- > Acquired 70% stake for 39.1 Mn USD



Operating mechanism

- > Will operate as a separate legal entity and will be led by the existing management team



latentview

Actionable Insights • Accurate Decisions

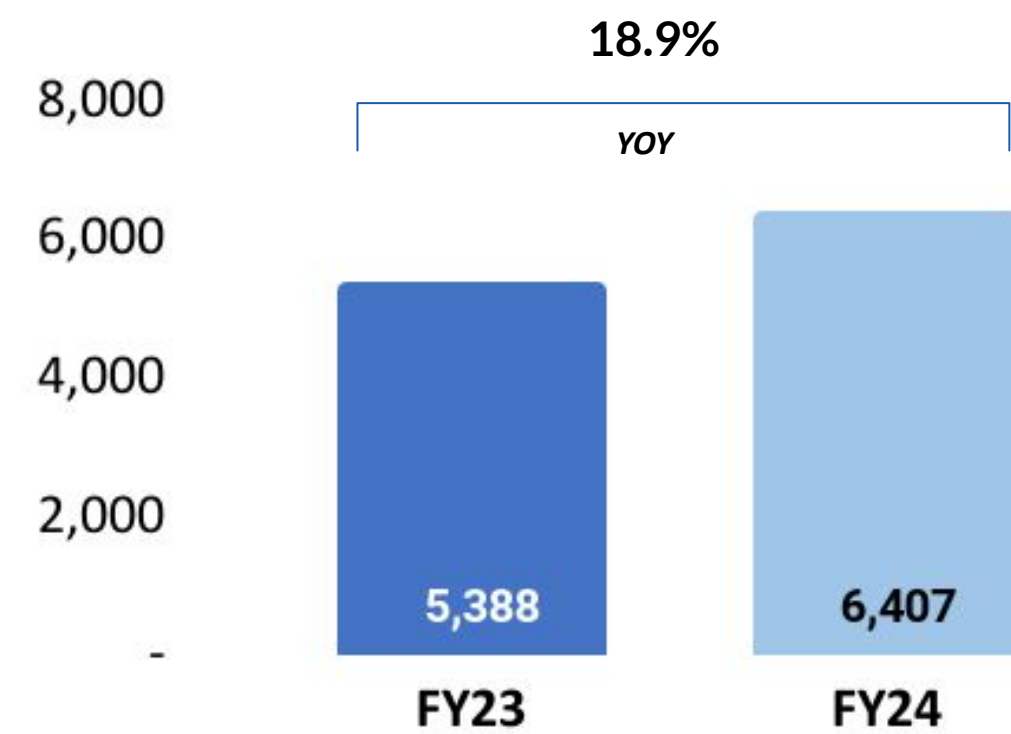
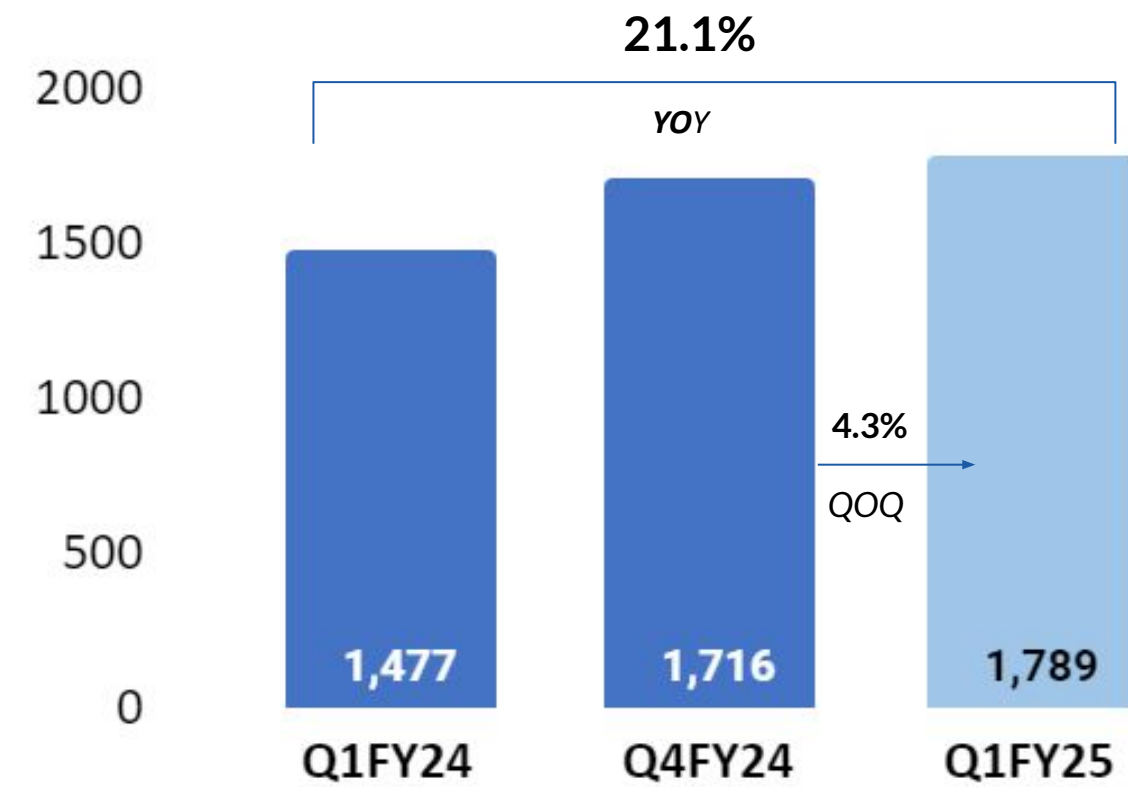
Financial Performance



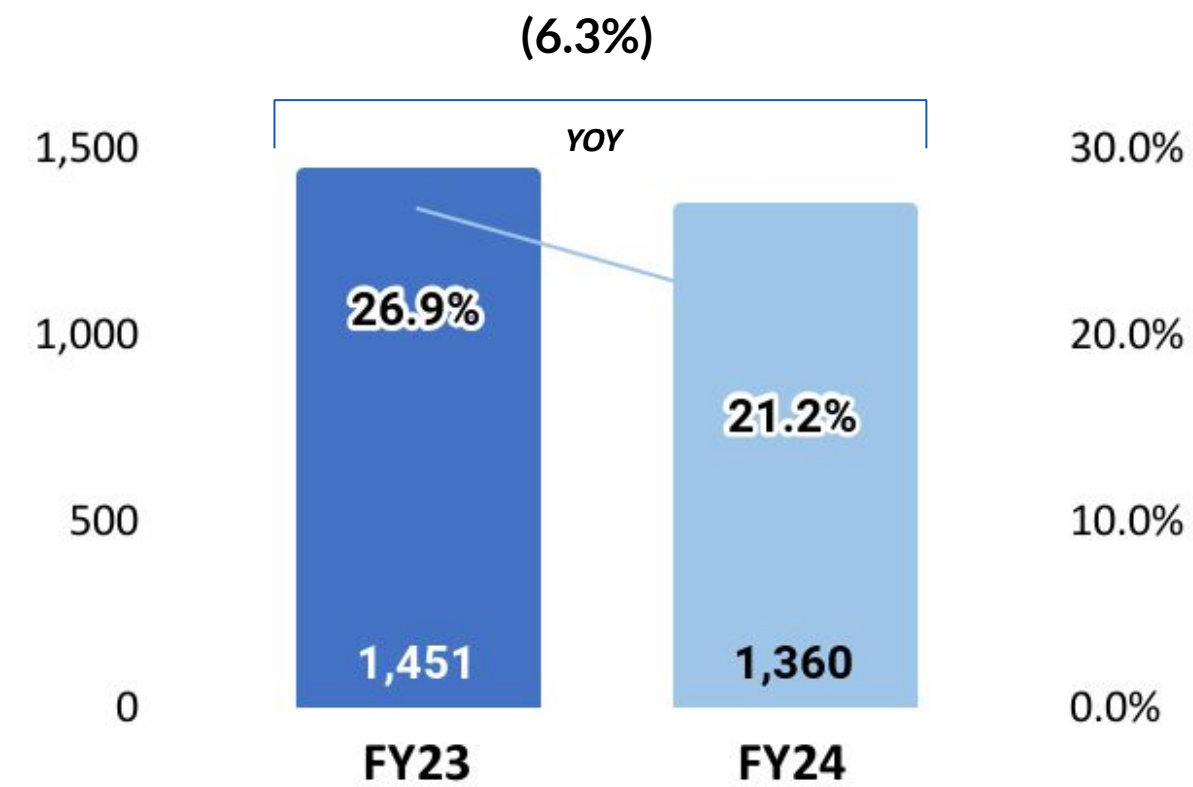
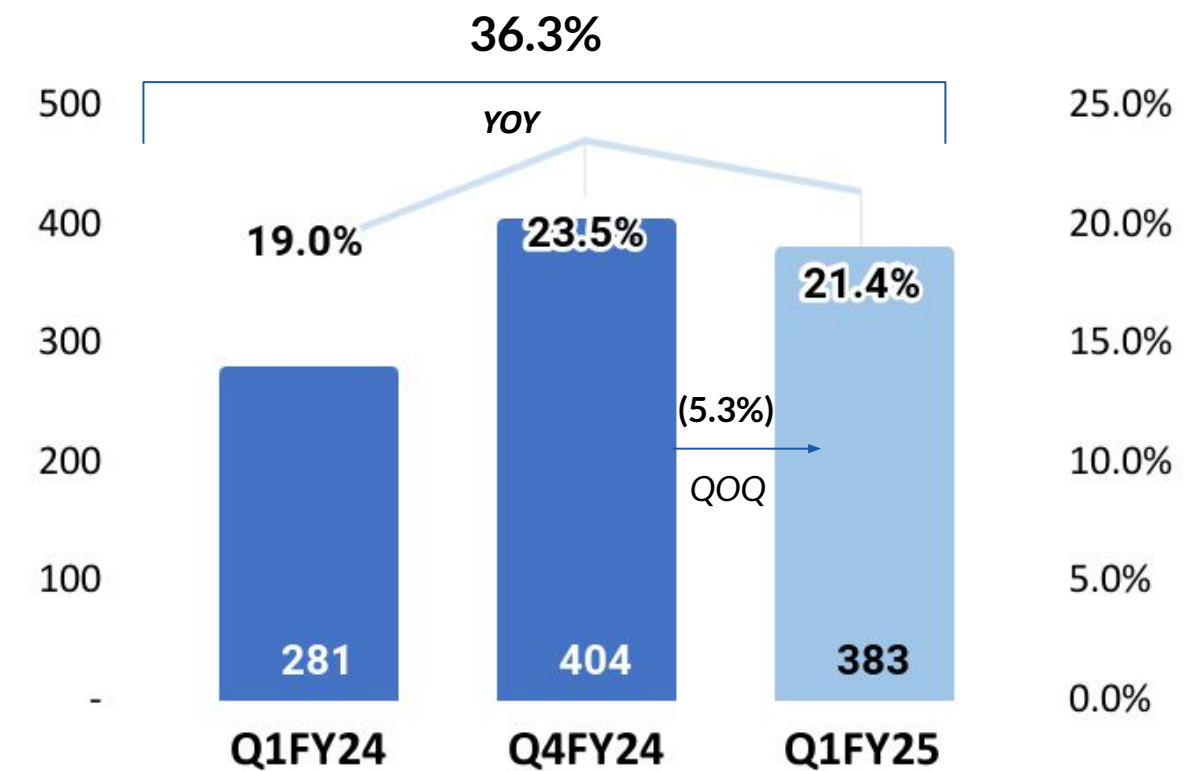
Financial Information

Comparison: Quarter-on-Quarter & Year ended (Figures In ₹ Million)

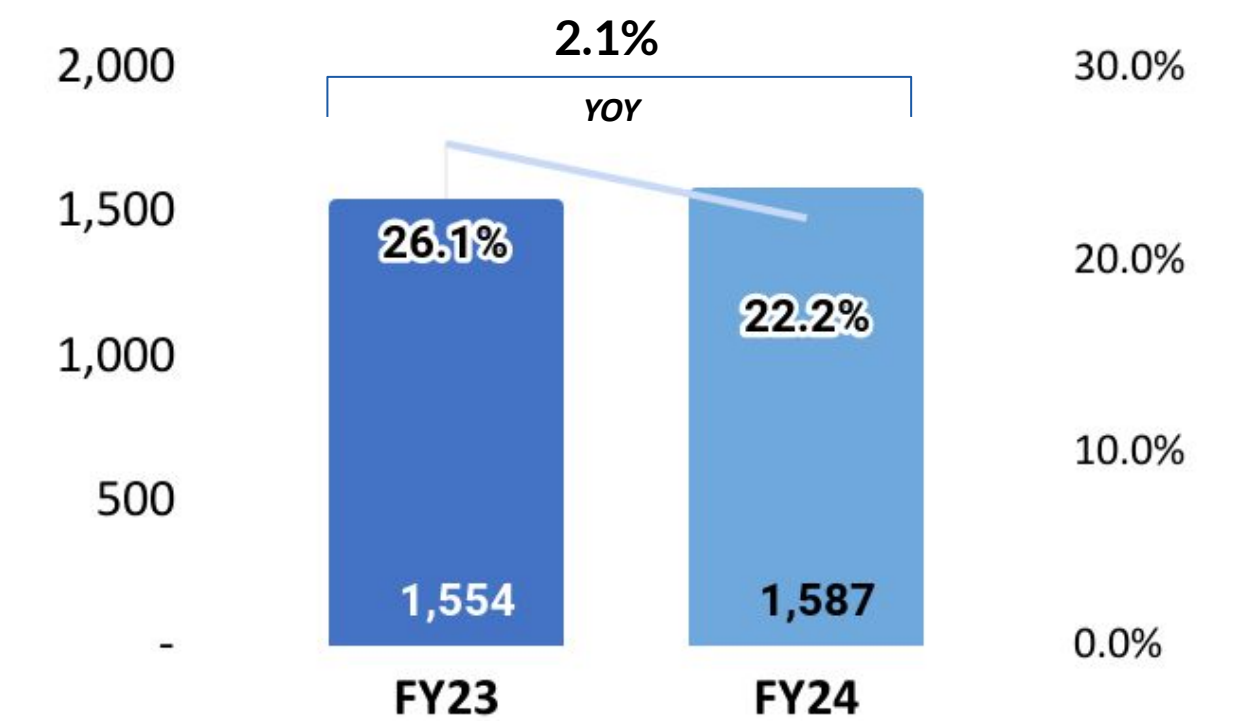
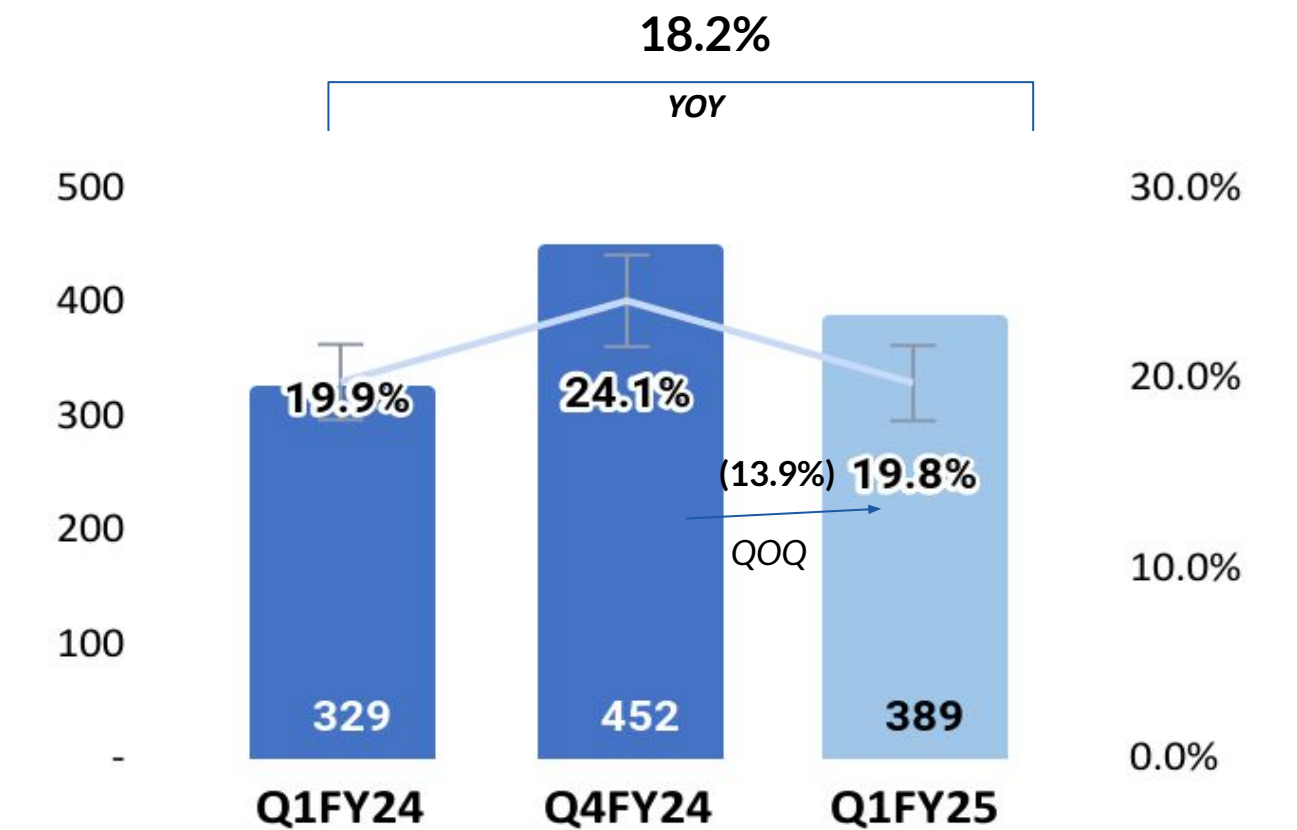
Operating Revenue



EBITDA & Margin (%)



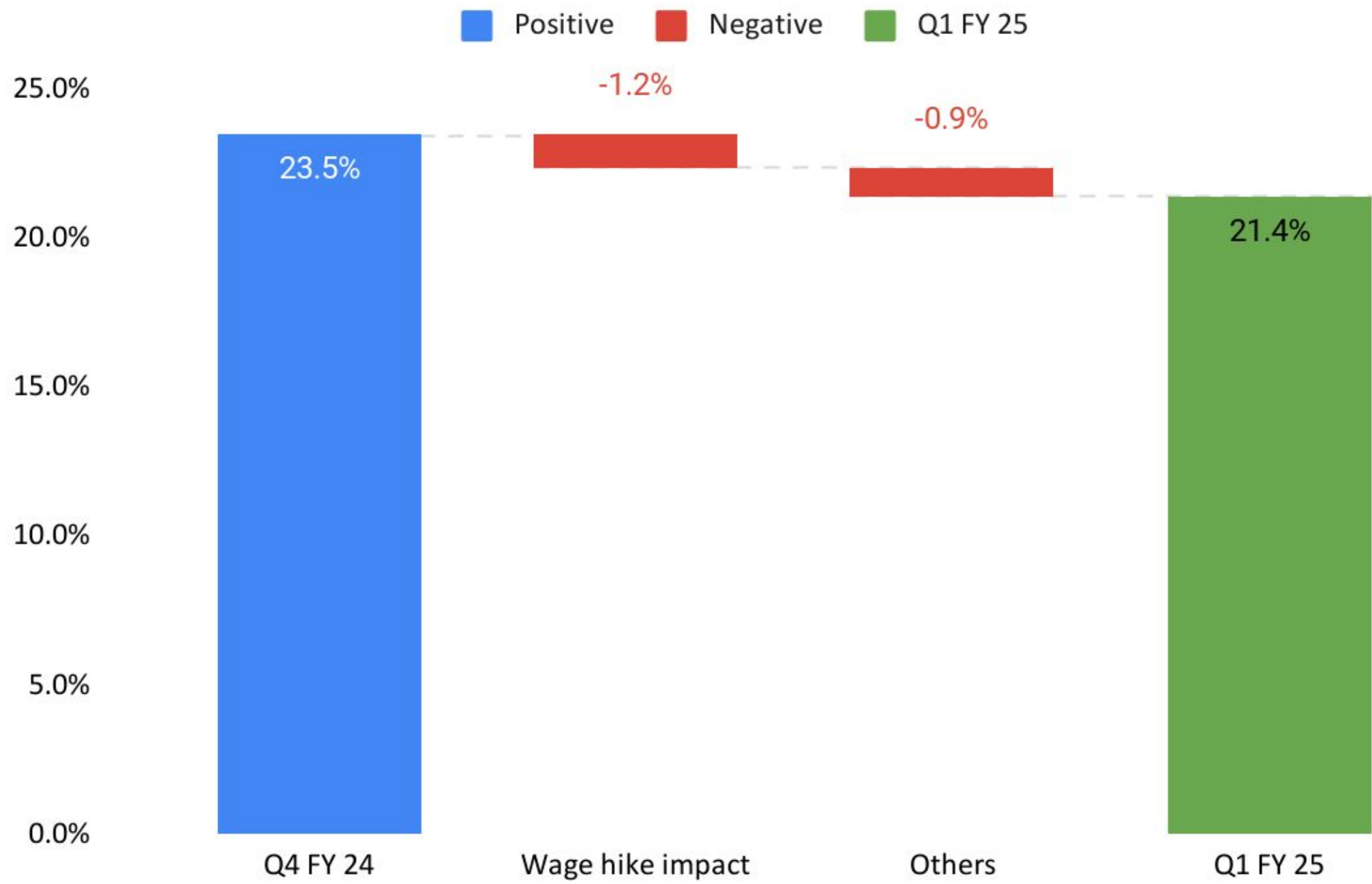
PAT & Margin (%)



LatentView

Actionable Insights • Accurate Decisions

EBITDA Margin Movement : Q4FY24 to Q1FY25



1. Payroll Cost

Impact of Annual wage hike offered in FY25Q1

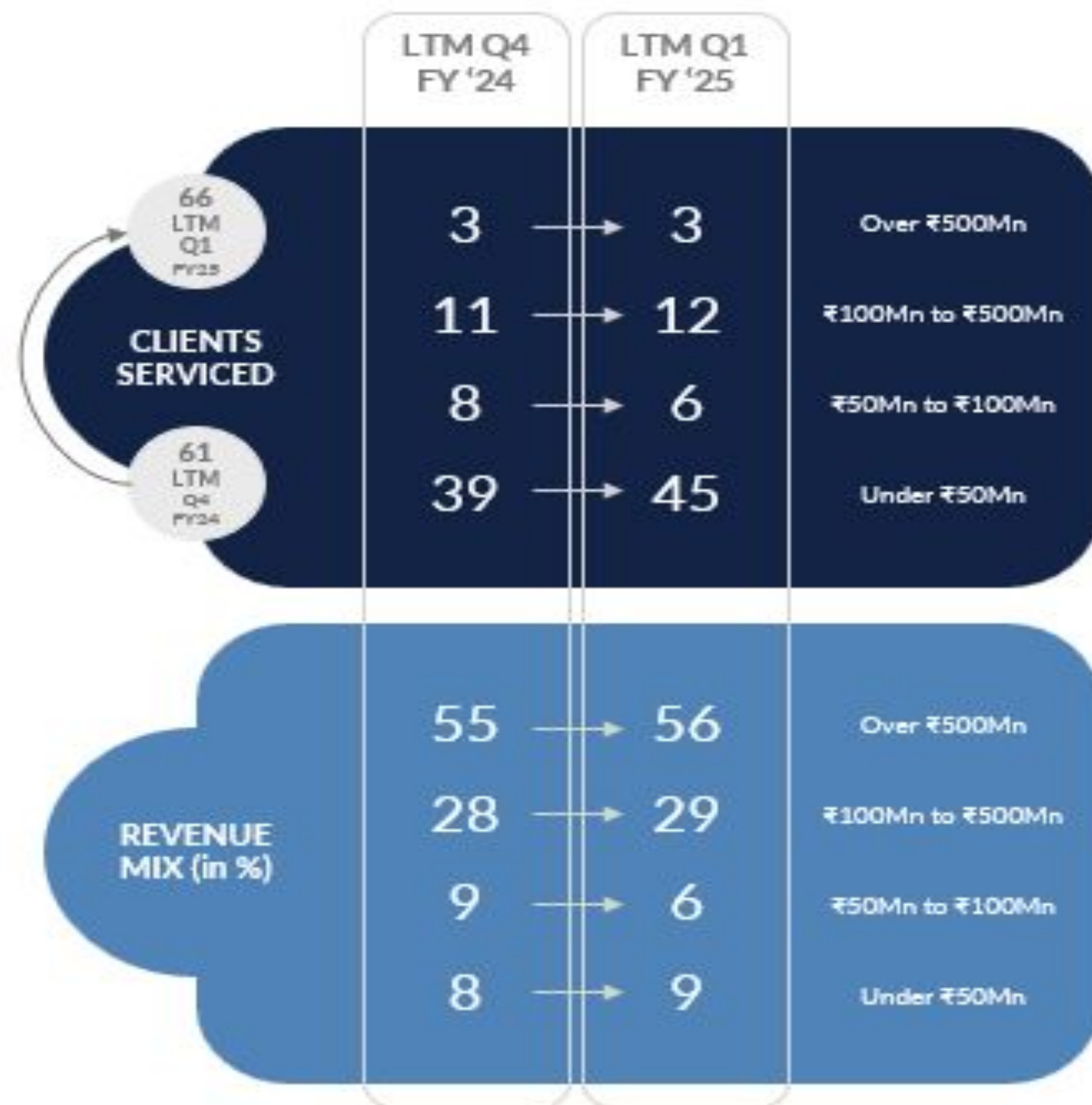
2. Other Expenses

Cyclical VISA cost and M&A Advisory spends led to reduction in EBITDA

Consolidated Financial Summary – Q1 FY25

Key Performance Metrics		Q1 FY 24	Q4 FY 24	Q1 FY 25	Growth YoY	Growth QoQ	FY23	FY 24	Growth YoY
Revenue	Revenue From Operations	1,477	1,716	1,789	21.1%	4.2%	5,388	6,407	18.9%
(₹ Million)	Other Income	179	158	174	-2.7%	10.0%	558	737	32.1%
	Total Income	1,656	1,875	1,963	18.5%	4.7%	5,946	7,144	20.1%
Margin	EBITDA	281	404	383	36.3%	-5.2%	1,451	1,360	-6.3%
(₹ Million)	PBT	428	530	521	21.7%	-1.7%	1,894	1,970	4.0%
	PAT	329	452	389	18.2%	-13.9%	1,554	1,586	2.1%
Margin	EBITDA	19.0%	23.5%	21.4%			26.9%	21.2%	
(%)	PBT	25.8%	28.3%	26.5%			31.9%	27.6%	
	PAT	19.9%	24.1%	19.8%			26.1%	22.2%	
EPS	Basic	1.60	2.20	1.89	18.1%	-14.1%	7.71	7.73	0.3%
(₹)	Diluted	1.59	2.18	1.88	18.2%	-13.8%	7.63	7.68	0.7%

Operating Metrics - Q1FY25



Client Concentration		Q4FY24	Q1FY25
Client Concentration	Top 5 Clients	65%	64%
	Top 10 Clients	77%	76%
	Top 20 Clients	91%	88%
Employee Metrics		Q4FY24	Q1FY25
Employees Split by Qualification	Engineers	790	771
	Management Graduates	204	203
	Post Graduates & PhDs	216	213
	Statisticians	21	22
	Others	49	52
Employees Split by Function	Delivery	1072	1044
	Sales & Marketing	78	80
	Corporate Functions	66	75
	Center of Excellence	64	62



Our Growth Strategy



LatentView


Actionable Insights • Accurate Decisions

Our growth strategies to strengthen our position in market


Leverage our Supply chain expertise and solution



Continue evolution to 'Analytics Thought Partner' through our Consulting arm




Build technical expertise with focus on Data Engineering



Build functional expertise with focus on BFSI & Retail



Expand Europe and APAC presence



Strengthen position through select inorganic opportunities



LatentView

Actionable Insights • Accurate Decisions

Strategy to grow our three major horizontals

Leverage our Supply chain expertise and solution

- Enhance end-to-end service line offerings using partnerships channel (AWS, Snowflake)
- Evolve ConnectedView solution for Retail and Hi-tech Industry
- Synergetic with existing operations & complement data engineering, data science and BI capabilities

'Analytics Thought Partner' through our Consulting arm

- Focus on building and evolving Marketing analytics as a core offering
- Strengthen Discovery Engagements To improve our presence as "Thought Leader"
- Build a strong advisor network of domain and technological experts

Build technical expertise with focus on Data Engineering

- Focus on developing and launching new solutions in Migration (Product Migrate Mate) and Data activation (Data Tray)
- Leveraging technology & cloud Partnerships to co-build solutions
- Capability building through industry best certification courses and programs



latentview

Actionable Insights • Accurate Decisions

Building expertise through Diversification and Capability building


Build functional expertise with focus on BFSI & Retail

- Focus on developing new solutions in Fraud analytics & Insurance analytics
- Focused on potential opportunities in BFSI & Retail verticals to strengthen domain capabilities
- Strategic hires of personnel with extensive experience in industry verticals to drive go-to market strategy

Expand Europe and APAC presence

- Pilot projects with existing & potential clients to gain access to new geographies
- Continued presence in these geographies through subsidiaries driven by market opportunities & client referrals
- To grow client base by focusing on industry leaders and leveraging existing client relationships

Examples of success stories with our clients



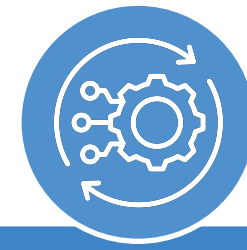
GenAI Bot

Global Technology Company

Problem : Utilize real-time device data to enhance users' understanding and optimization of their device's performance through natural language. Enable Proactive as well as Reactive Feedback mechanism

Solution: Built LLM powered packaged chatbot application to easily deploy across all client laptops and desktops and supports multi modal user inputs as well.

Impact: ~ Powering 2 Million devices with Gen AI bot & Increases Average Life span by ~1 year providing guidance on optimal system usage.



MigrateMate

Largest Media Retailer

Problem : Accumulating Operational Costs of maintaining Data in On-Prem legacy system (TeraData)

Solution: Built a precise and robust Data Acceleration tool (MigrateMate), with automated Data discovery, Object Creation & Validation components, to effectively migrate the Data to Cloud

Impact: ~ Potential cost savings of \$1M over the year, by reducing the migration time by 75%



Demand Planning & Scheduling

Largest Snack & Beverage Corp

Problem : Product Supply and Scheduling teams track infeasible quantities and available runtime to bridge demand-production gaps. Efficient use of Available Run Time (ART) via timely communication was not tracked

Solution: Built a power Bi powered tool to monitor and track product supply and scheduling.

Impact: ~ ~500M Lbs of Infeasibles made more visible on a weekly basis by linking with ART; ~800K cost savings



LatentView

Actionable Insights • Accurate Decisions

Investment Rationale



latentview

Actionable Insights • Accurate Decisions

Investment Rationale

Strong financial fundamentals



Strong business model



Cash and Investments

₹ 11,330 Mn (excluding IPO funds) as of June 30 2024

Healthy margin expansion

Q1 FY 25 EBITDA at 21.4%

Sustainable growth

Profitable, double digit growth

Engaged with Blue chip Companies

30+ Fortune 500 clients, Blue Chip Companies

Strong technological and Digitally native

Math + Technology + Business

Focused on creating business impact

Delivered 67 Impactful solutions in Q1 FY25

SOURCES OF ADVANTAGE



Pure play data analytics | Supply chain excellence | Long standing relationship with clients | Experienced management team





latentview

Actionable Insights • Accurate Decisions

Fueled by strong governance

Name	Experience	Qualification
 <p>Adujudi Viswanathan Venkatraman <i>Chairperson & ED</i></p>	<ul style="list-style-type: none"> • Founder of LatentView Analytics • Several years of experience across IT services, credit analysis and business consulting 	<ul style="list-style-type: none"> • PGDM, IIM Calcutta • B.Tech, IIT Madras
 <p>Pramadwathi Jandhyala <i>Executive Director</i></p>	<ul style="list-style-type: none"> • Founder of LatentView Analytics • Several years of experience across corporate finance & credit ratings 	<ul style="list-style-type: none"> • PGDM, IIM Calcutta • BE, BITS Pilani
 <p>Dipali Sheth <i>Independent Director</i></p>	<ul style="list-style-type: none"> • Ex Country head of HR RBS services India • Directorships: UTI AMC, Adani Wilmar, DFM & Centrum 	<ul style="list-style-type: none"> • B.A. (Honours), University of Delhi
 <p>Mukesh Butani <i>Independent Director</i></p>	<ul style="list-style-type: none"> • Founder of BMR Legal Advocates • Directorships: Dabur India, ABB Power Products & Systems India & BMR Business Solutions 	<ul style="list-style-type: none"> • CA, LL.B. • B.Com. (University of Bombay)
 <p>Raghuttama Rao <i>Independent Director</i></p>	<ul style="list-style-type: none"> • CEO GDC, IIT Madras • Directorships: Sundaram Finance, Wheels India, Sundaram AMC, TVS Training & Services 	<ul style="list-style-type: none"> • PGDM, IIM Ahmdabad • B.Tech, IIT Madras, CWA
 <p>Reed Cundiff <i>Independent Director</i></p>	<ul style="list-style-type: none"> • Ex CEO Americas for Kantar • EX GM of Global Insights Microsoft 	<ul style="list-style-type: none"> • BA Wesleyan University

Experience behind the wheel

Name 	Designation 
Rajan Sethuraman	Chief Executive Officer
Krishnan Venkata	Chief Client Officer
Rajan Bala Venkatesan	Chief Financial Officer
Prashant Ramanujan	Chief Growth Officer
Sanjay Annadate	Head - Europe Business



latentview

Actionable Insights • Accurate Decisions

Thank You

Latent View Analytics Limited
Srinivasan P
investorcare@LatentView.com

Ernst & Young LLP, Investor Relations
Diwakar Pingle - Diwakar.Pingle@in.ey.com
Asha Gupta - Asha.Gupta@in.ey.com



latentView

Actionable Insights • Accurate Decisions